



User's Guide

LCD Quality Standards

For product support, contact

Newhaven Display International
2511 Technology Drive, #101
Elgin, IL 60124
Tel: (847)844-8795 Fax: (847)844-8796

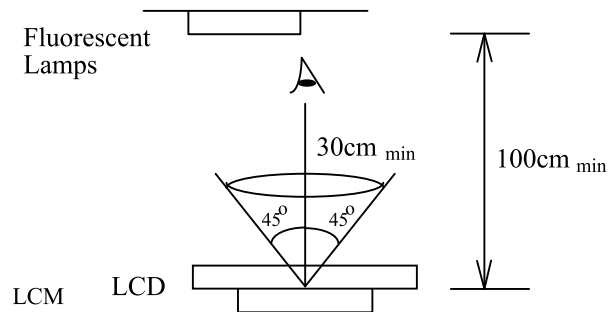
QUALITY SPECIFICATIONS

1 Standard of the product appearance test

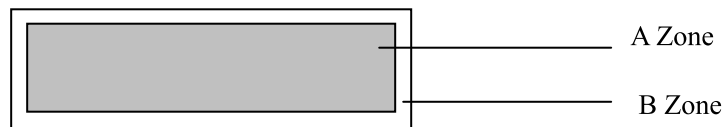
Manner of appearance test: The inspection should be performed using 20W x 2 fluorescent lamps.

Distance between LCM and fluorescent lamps should be 100 cm or more. Distance between LCM and inspector eyes should be 30 cm or more.

Viewing direction for inspection is 45° from vertical against LCM.



Definition of zone:



A Zone: Active display area (minimum viewing area).

B Zone: Non-active display area (outside viewing area).

2 Specification of quality assurance

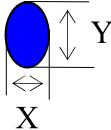
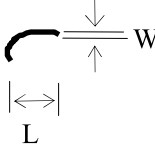
AQL inspection standard

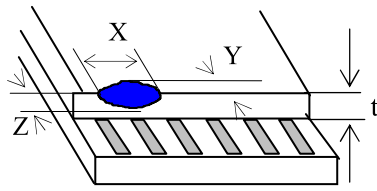
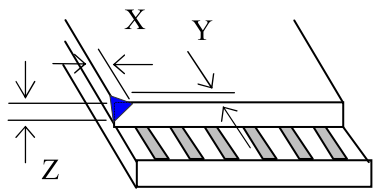
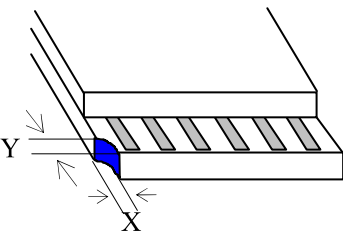
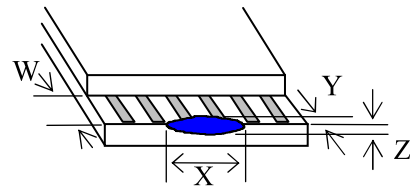
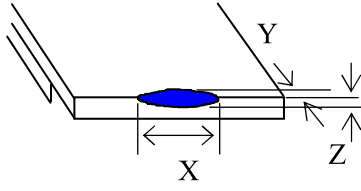
Sampling method: MIL-STD-105E, Level II, single sampling

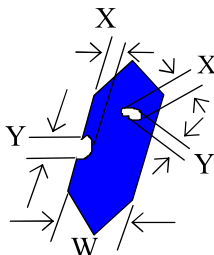
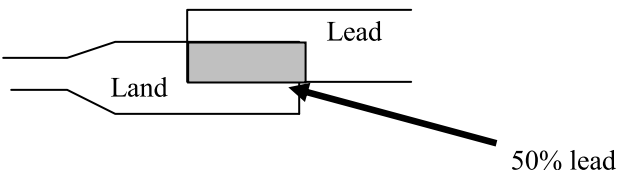
Defect classification **(Note: * is not including)**

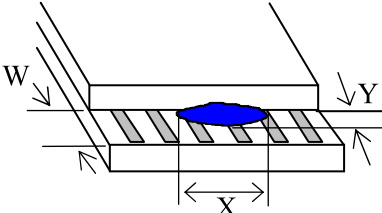
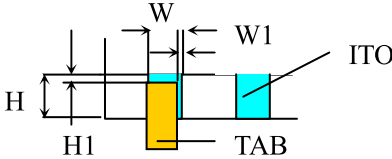
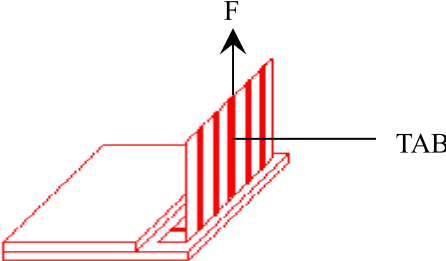
Classify	Item		Note	AQL
Major	Display state	Short or open circuit	1	0.65
		LC leakage		
		Flickering		
		No display		
		Wrong viewing direction		
		Contrast defect (dim, ghost)	2	
		Backlight	1,8	
	Non-display	Flat cable or pin reverse	10	
		Wrong or missing component	11	
Minor	Display state	Background color deviation	2	1.0
		Black spot and dust	3	
		Line defect, Scratch	4	
		Rainbow	5	
		Chip	6	
		Pin hole	7	
		Protruded	12	
		Bubble and foreign material	3	
	Soldering	Poor connection	9	
	Wire	Poor connection	10	
	TAB	Position, Bonding strength	13	

Note on defect classification

No.	Item	Criteria																				
1	Short or open circuit	Not allow																				
	LC leakage																					
	Flickering																					
	No display																					
	Wrong viewing direction																					
	Wrong Backlight																					
2	Contrast defect	Refer to approval sample																				
	Background color deviation																					
3	Point defect, Black spot, dust (including Polarizer) $\phi = (X+Y)/2$	<div></div> <table><tr><th>Point Size</th><th>Acceptable Qty.</th></tr><tr><td>$\phi \leq 0.10$</td><td>Disregard</td></tr><tr><td>$0.10 < \phi \leq 0.20$</td><td>3</td></tr><tr><td>$0.20 < \phi \leq 0.25$</td><td>2</td></tr><tr><td>$0.25 < \phi \leq 0.30$</td><td>1</td></tr><tr><td>$\phi > 0.30$</td><td>0</td></tr></table> <div>Unit: mm</div>	Point Size	Acceptable Qty.	$\phi \leq 0.10$	Disregard	$0.10 < \phi \leq 0.20$	3	$0.20 < \phi \leq 0.25$	2	$0.25 < \phi \leq 0.30$	1	$\phi > 0.30$	0								
Point Size	Acceptable Qty.																					
$\phi \leq 0.10$	Disregard																					
$0.10 < \phi \leq 0.20$	3																					
$0.20 < \phi \leq 0.25$	2																					
$0.25 < \phi \leq 0.30$	1																					
$\phi > 0.30$	0																					
4	Line defect, Scratch	<div></div> <table><tr><th colspan="2">Line</th><th>Acceptable Qty.</th></tr><tr><th>L</th><th>W</th><th></th></tr><tr><td>---</td><td>$0.015 \geq W$</td><td>Disregard</td></tr><tr><td>$3.0 \geq L$</td><td>$0.03 \geq W$</td><td rowspan="2">2</td></tr><tr><td>$2.0 \geq L$</td><td>$0.05 \geq W$</td></tr><tr><td>$1.0 \geq L$</td><td>$0.1 > W$</td><td>1</td></tr><tr><td>---</td><td>$0.05 < W$</td><td>Applied as point defect</td></tr></table> <div>Unit: mm</div>	Line		Acceptable Qty.	L	W		---	$0.015 \geq W$	Disregard	$3.0 \geq L$	$0.03 \geq W$	2	$2.0 \geq L$	$0.05 \geq W$	$1.0 \geq L$	$0.1 > W$	1	---	$0.05 < W$	Applied as point defect
Line		Acceptable Qty.																				
L	W																					
---	$0.015 \geq W$	Disregard																				
$3.0 \geq L$	$0.03 \geq W$	2																				
$2.0 \geq L$	$0.05 \geq W$																					
$1.0 \geq L$	$0.1 > W$	1																				
---	$0.05 < W$	Applied as point defect																				
5	Rainbow	No more than two color changes across the viewing area.																				

No	Item	Criteria																																	
6	<p>Chip</p> <p>Remark:</p> <p>X: Length direction</p> <p>Y: Short direction</p> <p>Z: Thickness direction</p> <p>t: Glass thickness</p> <p>W: Terminal Width</p>	<div>  <p>Acceptable criteria</p> <table border="1"> <tr> <th>X</th><th>Y</th><th>Z</th></tr> <tr> <td>≤ 2</td><td>0.5mm</td><td>$\leq t/2$</td></tr> </table> </div> <div>  <p>Acceptable criteria</p> <table border="1"> <tr> <th>X</th><th>Y</th><th>Z</th></tr> <tr> <td>≤ 2</td><td>0.5mm</td><td>$\leq t$</td></tr> </table> </div> <div>  <p>Acceptable criteria</p> <table border="1"> <tr> <th>X</th><th>Y</th><th>Z</th></tr> <tr> <td>≤ 3</td><td>≤ 2</td><td>$\leq t$</td></tr> <tr> <td colspan="2">shall not reach to ITO</td><td></td></tr> </table> </div> <div>  <p>Acceptable criteria</p> <table border="1"> <tr> <th>X</th><th>Y</th><th>Z</th></tr> <tr> <td>Disregard</td><td>≤ 0.2</td><td>$\leq t$</td></tr> </table> </div> <div>  <p>Acceptable criteria</p> <table border="1"> <tr> <th>X</th><th>Y</th><th>Z</th></tr> <tr> <td>≤ 5</td><td>≤ 2</td><td>$\leq t/3$</td></tr> </table> </div>	X	Y	Z	≤ 2	0.5mm	$\leq t/2$	X	Y	Z	≤ 2	0.5mm	$\leq t$	X	Y	Z	≤ 3	≤ 2	$\leq t$	shall not reach to ITO			X	Y	Z	Disregard	≤ 0.2	$\leq t$	X	Y	Z	≤ 5	≤ 2	$\leq t/3$
X	Y	Z																																	
≤ 2	0.5mm	$\leq t/2$																																	
X	Y	Z																																	
≤ 2	0.5mm	$\leq t$																																	
X	Y	Z																																	
≤ 3	≤ 2	$\leq t$																																	
shall not reach to ITO																																			
X	Y	Z																																	
Disregard	≤ 0.2	$\leq t$																																	
X	Y	Z																																	
≤ 5	≤ 2	$\leq t/3$																																	

No.	Item	Criteria								
7	Segment pattern W = Segment width $\phi = (X+Y)/2$	<p>(1) Pin hole</p> <p>$\phi < 0.10\text{mm}$ is acceptable.</p> <div><table><tr><th>Point Size</th><th>Acceptable Qty</th></tr><tr><td>$\phi \leq 1/4W$</td><td>Disregard</td></tr><tr><td>$1/4W < \phi \leq 1/2W$</td><td>1</td></tr><tr><td>$\phi > 1/2W$</td><td>0</td></tr></table><p>Unit: mm</p></div>	Point Size	Acceptable Qty	$\phi \leq 1/4W$	Disregard	$1/4W < \phi \leq 1/2W$	1	$\phi > 1/2W$	0
Point Size	Acceptable Qty									
$\phi \leq 1/4W$	Disregard									
$1/4W < \phi \leq 1/2W$	1									
$\phi > 1/2W$	0									
8	Backlight	<p>(1) The backlight color should correspond to its specification.</p> <p>(2) Not allow flickering</p>								
9	Soldering	<p>(1) Not allow heavy dirt and solder ball on PCB. (For the size of dirt, refer to point and dust defect)</p> <p>(2) Over 50% of lead should be soldered on Land.</p> <div></div>								
10	Wire	<p>(1) Copper wire should not be rusted</p> <p>(2) Not allow crack on copper wire connection.</p> <p>(3) Not allow reversing the position of the flat cable.</p> <p>(4) Not allow exposed copper wire inside the flat cable.</p>								
11*	PCB	<p>(1) Not allow screw rust or damage.</p> <p>(2) Not allow missing or wrong putting of component.</p>								

No	Item	Criteria
12	Protruded W: Terminal Width	 <p>Acceptable criteria: $Y \leq 0.4$</p>
13	TAB	<p>1. Position</p>  <div style="border: 1px solid black; padding: 5px; width: fit-content; margin-left: auto;"> $W1 \leq 1/3 W$ $H1 \leq 1/3 H$ </div> <p>2 TAB bonding strength test</p>  <p> $P (=F/\text{TAB bonding width}) \geq 650\text{gf/cm}$,(speed rate: 1mm/min) 5pcs per SOA (shipment) </p>
14	Total no. of acceptable Defect	<p>A. Zone</p> <p>Maximum 2 minor non-conformities per one unit. Defect distance: each point to be separated over 10mm</p> <p>B. Zone</p> <p>It's acceptable when there's no trouble for quality and assembly in customer's end product.</p>

3 Reliability of LCM

Reliability test condition:

Item	Condition	Time (hrs)	Assessment
High temp. Storage	80°C	48	No abnormalities in functions and appearance
High temp. Operating	70°C	48	
Low temp. Storage	-30°C	48	
Low temp. Operating	-20°C	48	
Humidity	40°C/ 90%RH	48	
Temp. Cycle	0°C ← 25°C → 50°C (30 min ← 5 min → 30min)	10cycles	

Recovery time should be 24 hours minimum. Moreover, functions, performance and appearance shall be free from remarkable deterioration within 50,000 hours under ordinary operating and storage conditions room temperature (20±8°C), normal humidity (below 65% RH), and in the area not exposed to direct sunlight.

4 Precaution for using LCD/LCM

LCD/LCM is assembled and adjusted with a high degree of precision. Do not attempt to make any alteration or modification. The following should be noted :

General Precautions:

1. LCD panel is made of glass. Avoid excessive mechanical shock or applying strong pressure onto the surface of display area.
2. The polarizer used on the display surface is easily scratched and damaged. Extreme care should be taken when handling. To clean dust or dirt off the display surface, wipe gently with cotton, or other soft material soaked with isopropyl alcohol, ethyl alcohol or trichlorotrifluoroethane, do not use water, ketone or aromatics and never scrub hard.
3. Do not tamper in any way with the tabs on the metal frame.
4. Do not make any modification on the PCB without consulting Newhaven Display.
5. When mounting a LCM, make sure that the PCB is not under any stress such as bending or twisting. Elastomer contacts are very delicate and missing pixels could result from slight dislocation of any of the elements.
6. Avoid pressing on the metal bezel, otherwise the elastomer connector could be deformed and lose contact, resulting in missing pixels and also cause rainbow on the display.
7. Be careful not to touch or swallow liquid crystal that might leak from a damaged cell. Any liquid crystal adheres to skin or clothes, wash it off immediately with soap and water.

Static Electricity Precautions:

1. CMOS-LSI is used for the module circuit; therefore operators should be grounded whenever he/she comes into contact with the module.
2. Do not touch any of the conductive parts such as the LSI pads; the copper leads on the PCB and the interface terminals with any parts of the human body.

-
3. Do not touch the connection terminals of the display with a bare hand; it will cause disconnection or defective insulation of terminals.
 4. The modules should be kept in anti-static bags or other containers resistant to static for storage.
 5. Only properly grounded soldering irons should be used.
 6. If an electric screwdriver is used, it should be grounded and shielded to prevent sparks.
 7. The normal static prevention measures should be observed for work clothes and working benches.
 8. Since dry air is inductive to static, a relative humidity of 50-60% is recommended.

Soldering Precautions:

1. Soldering should be performed only on the I/O terminals.
2. Use soldering irons with proper grounding and no leakage.
3. Soldering temperature: $280^{\circ}\text{C} \pm 10^{\circ}\text{C}$
4. Soldering time: 3 to 4 seconds.
5. Use eutectic solder with resin flux filling.
6. If flux is used, the LCD surface should be protected to avoid spattering flux.
7. Flux residue should be removed.

Operation Precautions:

1. The viewing angle can be adjusted by varying the LCD driving voltage V_o .
2. Since applied DC voltage causes electro-chemical reactions, which deteriorates the display, the applied pulse waveform should be a symmetric waveform such that no DC component remains. Be sure to use the specified operating voltage.
3. Driving voltage should be kept within specified range; excess voltage will shorten display life.
4. Response time increases with decrease in temperature.
5. Display color may be affected at temperatures above its operational range.
6. Keep the temperature within the specified range usage and storage. Excessive temperature and humidity could cause polarization degradation, polarizer peel-off or generate bubbles.
7. For long-term storage, over 40°C is required. The relative humidity should be kept below 60% and avoid direct sunlight.

Limited Warranty

Newhaven LCDs and modules are not consumer products, but may be incorporated by Newhaven's customers into consumer products or components thereof, Newhaven does not warrant that its LCDs and components are fit for any such particular purpose.

1. The liability of Newhaven is limited to repair or replacement on the terms set forth below. Newhaven will not be responsible for any subsequent or consequential events or injury or damage to any personnel or user including third party personnel and/or user. Unless otherwise agreed in writing between Newhaven and the customer, Newhaven will only replace or repair any of its LCD which is found defective electrically or visually when inspected in accordance with Newhaven general LCD inspection standard. (Copies available on request)
2. No warranty can be granted if any of the precautions state in handling liquid crystal display above has been disregarded. Broken glass, scratches on polarizer mechanical damages as well as defects that are caused accelerated environment tests are excluded from warranty.
3. In returning the LCD/LCM, they must be properly packaged; there should be detailed description of the failures or defect.